

**WE'LL GUIDE
YOU TO OUR NEW
PLUS LINE**



PLUS + LINE










HP PLUS+ SERIES

Primary demolition shear

Pince de demolition primaire



A

Model		HP12+	HP16+	HP21+
A	mm	2044	2346	2520
B	mm	1445	1546	1655
D	mm	754	830	980
	mm	150	200	200
F3	t	70	80	95
	°	360	360	360
	l/min	5 / 8	10 / 15	10 / 15
	bar	120	120	120
	l/min	100 / 140	120 / 160	150 / 200
	bar	250	250	250
	Kg	1410	1730	2230
	t min/max	14 / 22	18 / 25	22 / 30
	mm	20	25	30